DV600 Partitions

dvo_

dvo_

DV600 Partitions

Cod.	Pag.
DV602 Single Glass	004
DV603 Double Glass	028
DV604 Partitions Wall	048
DV605 Storages Wall	048

Partitions

DV602 Single Glass

Design:
Giuseppe Sartore

IT La serie DV602, parete divisoria monovetro da 3,2 cm, evidenzia essenzialità e tecnicità. Gli elementi caratterizzanti sono: profili perimetrali in alluminio, lastre di vetro stratificato, pannelli in melaminico o impiallacciato, porte scorrevoli o battenti e moduli vari.

EN The DV602 series, a 3,2 cm thick single-glazed partition wall, emphasizes simplicity and technicality. The main features are: outer aluminium profiles, laminated glass sheets, melamine or veneer wooden panels, sliding or hinged doors and various modules.

1

Particolare dell'angolo a 90° con i profili raccordati a 45°. I vetri sono collegati mediante un profilo in metacrilato trasparente. / Detail of the 90 ° angle with the 45 ° connected profiles. The connection of the glass is made with a profile in transparent methacrylate.

2

L'angolo a 3 vie 90°. I binari vanno in battuta tra di loro e le lastre vetrate sono collegate mediante un profilo in metacrilato trasparente. / 3-way 90° angle. Rails are connected between each other and glass plates are connected with a profile in transparent methacrylate.

3

Con lo stesso profilo del binario a terra si realizza la chiusura laterale a muro, in modo da assorbire eventuali fuori squadra della parete. / The same profile of the floor rail is used for lateral closure against the wall, to compensate any out of square problems.

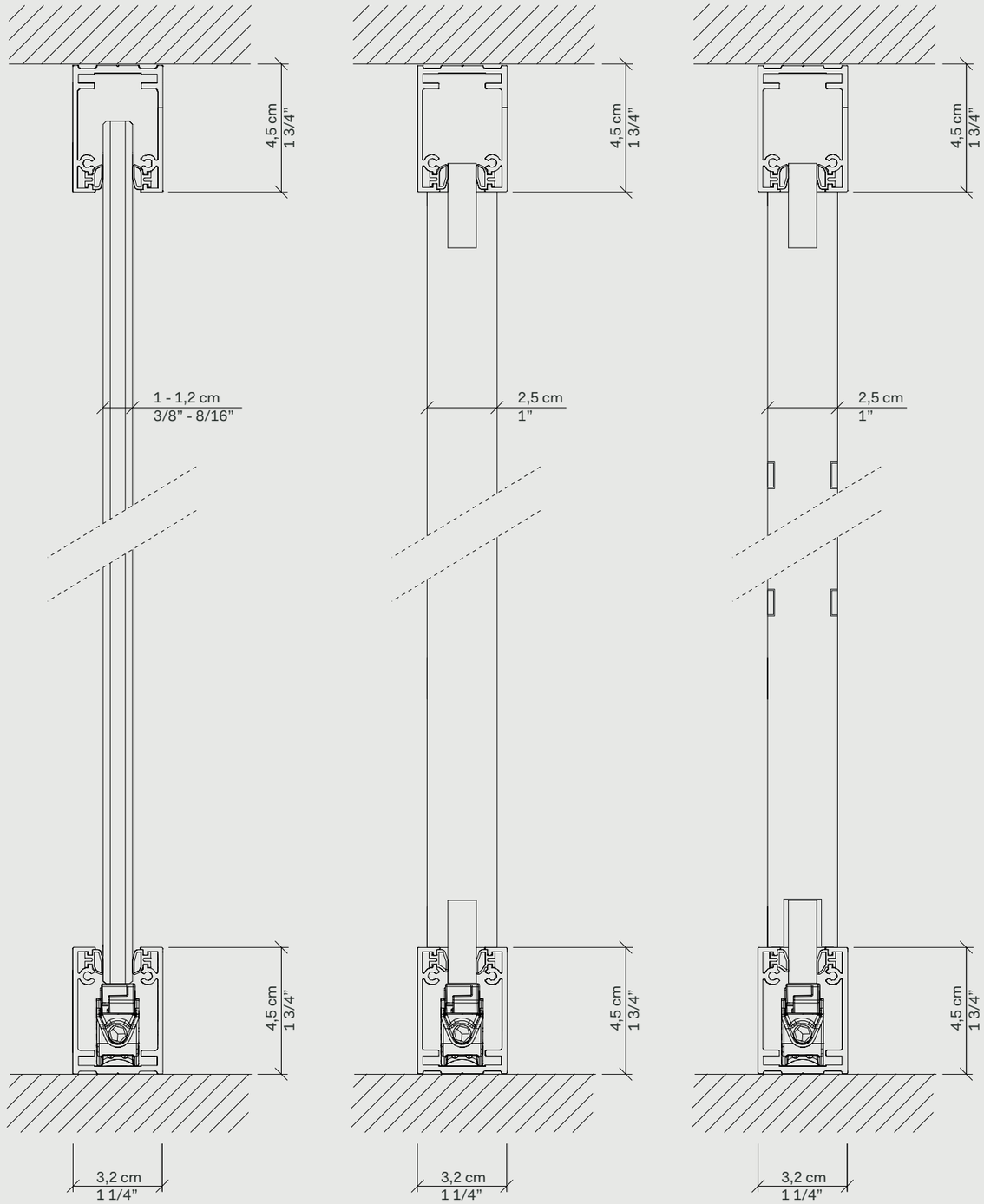

La struttura è composta da binari perimetrali ed elementi di chiusura a tutta altezza in:
• Vetro stratificato di sicurezza, sp. 10 e 12 mm, giuntati mediante profili in metacrilato trasparente;
• Pannellature cieche in nobilitato melaminico o legno impiallacciato, sp. 25 mm;
• Porte battenti in vetro, intelaiate in vetro e cieche.
Di serie serrature magnetiche;
• Porte scorrevoli in vetro temperato sp. 10 mm su un apposito binario.

The structure is composed of perimetral rails and closing elements full height in:
• Stratified glass, 10 and 12 mm thick, connected between each other with profiles in transparent methacrylate;
• Covering panels in melamine or wood veneer, 25 mm thick;
• Hinged glass, framed glass and wooden door.
Standard magnetic locks;
• Sliding doors in tempered glass 10 mm thick, on special rail.

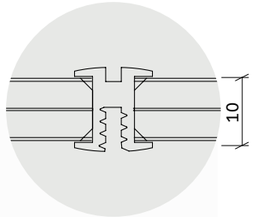

Anche una partizione tutta vetrata può essere attrezzata con pannelli o mensoline. /
Even an all-glass partition can be equipped with panels or shelves.

1
Particolare della cerniera della porta battente. Pulizia formale e funzionalità al massimo livello. / Detail of the hinge of the hinged door. Functionality at the highest level.

2
Porte in vetro dotate di serratura magnetica per una silenziosità assoluta. / Doors equipped with magnetic lock for absolute silence.

3
Particolare della porta cieca. /
Detail of wooden door.

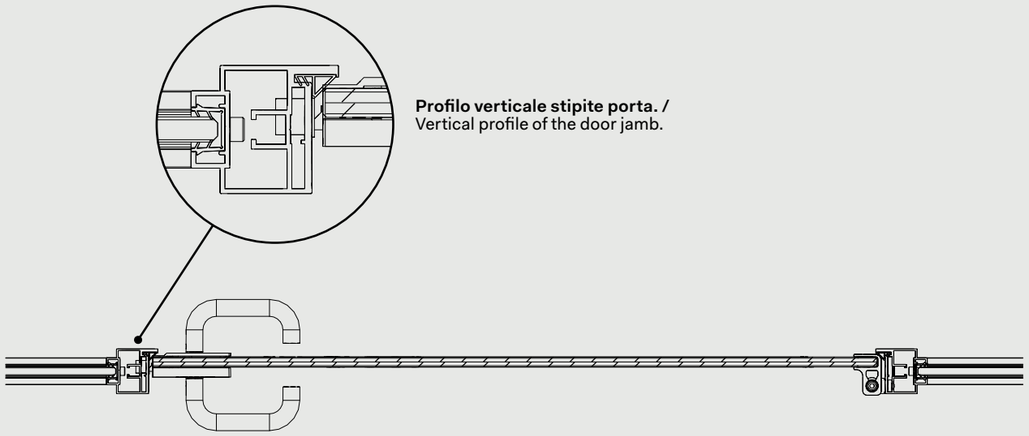

Profilo verticale stipite porta. /
Vertical profile of the door jamb.

Sezione orizzontale della porta battente con cerniera continua. /
Horizontal section of hinged door with continuous hinge.

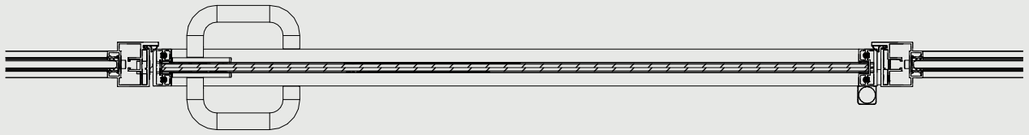

Sezione orizzontale della porta battente vetro con telaio “SLIM”. /
Horizontal section of hinged glass door with SLIM frame.

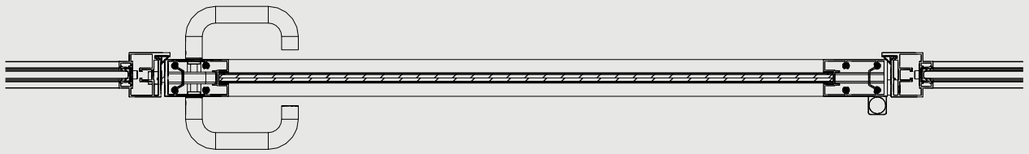

Sezione orizzontale della porta battente vetro con telaio “BIG”. /
Horizontal section of hinged glass door with BIG frame.

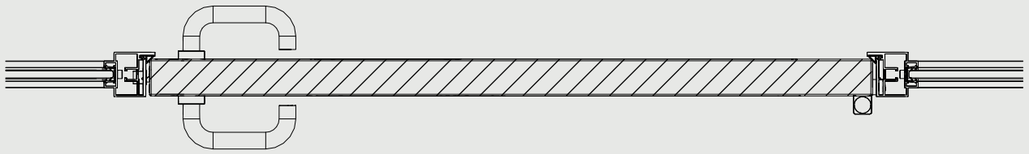

Sezione orizzontale della porta battente cieca. /
Horizontal section of hinged wooden door.

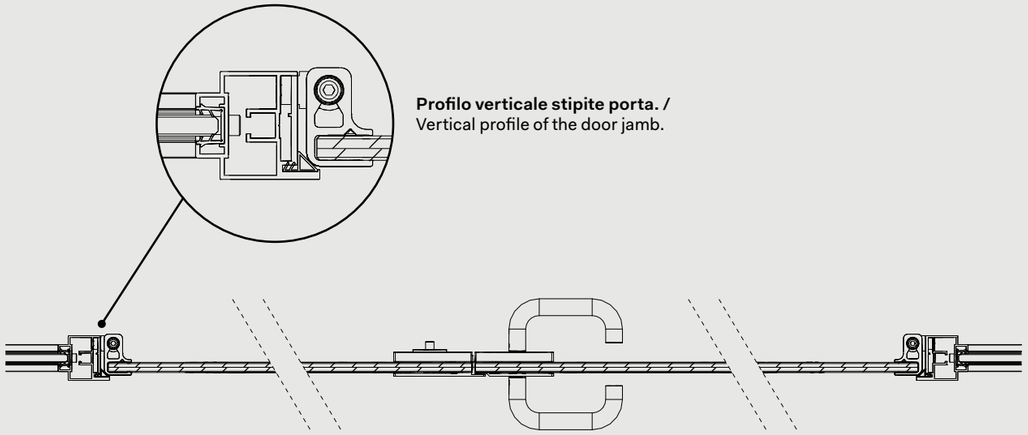

Profilo verticale stipite porta. /
Vertical profile of the door jamb.

Sezione orizzontale della porta doppia battente con cerniera continua. /
Horizontal section of hinged double door with continuous hinge.

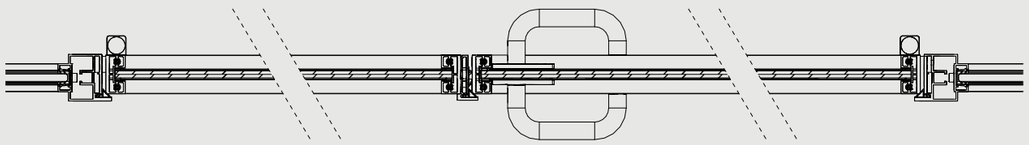

Sezione orizzontale della porta doppia battente vetro con telaio “SLIM”. /
Horizontal section of hinged glass double door with SLIM frame.

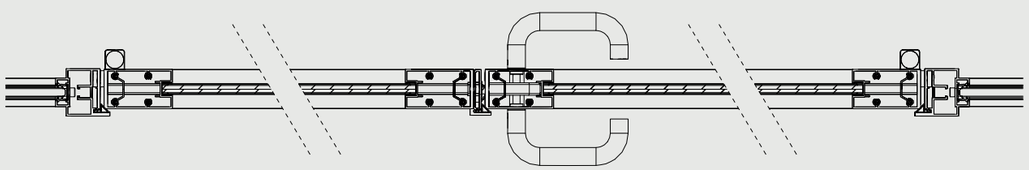

Sezione orizzontale della porta doppia battente vetro con telaio “BIG”. /
Horizontal section of hinged glass double door with BIG frame.

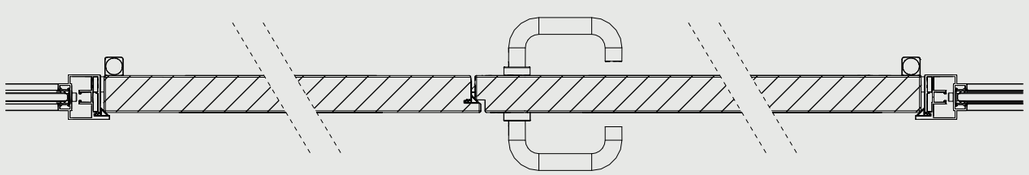

Sezione orizzontale della porta doppia battente cieca. /
Horizontal section of hinged double wooden door.



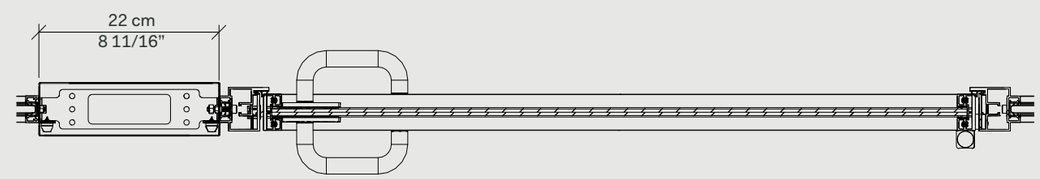

Sezione orizzontale della porta battente con vano tecnico. /
Horizontal section of hinged door with wire management technical module.

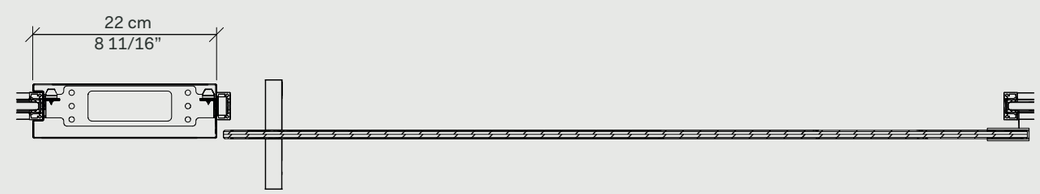

Sezione orizzontale della porta scorrevole con vano tecnico. /
Horizontal section of sliding door with wire management technical module.

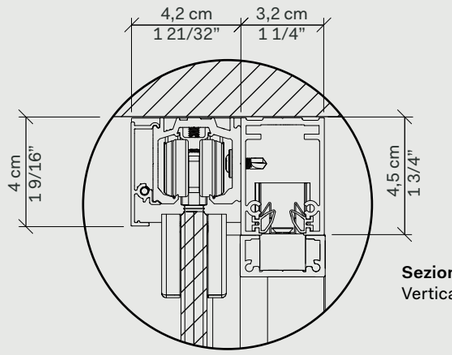

Sezione verticale binario per porta scorrevole. /
Vertical section of sliding door rail.

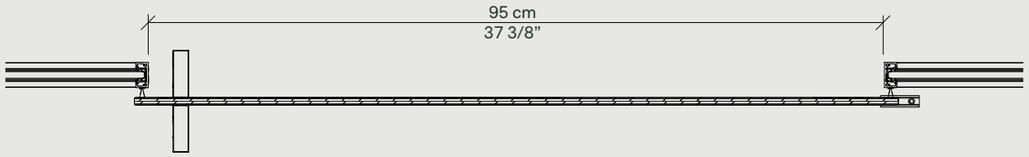

Sezione orizzontale della porta scorrevole. /
Horizontal section of sliding door.

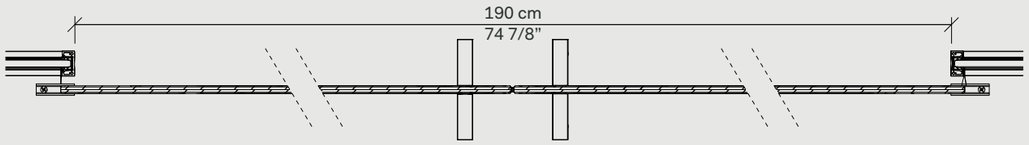

Sezione orizzontale della porta doppia scorrevole. /
Horizontal section of double sliding door.

Porte scorrevoli a tutta altezza, realizzate in vetro temperato, sp 10 mm. Binario esterno fissato a soffitto. I carrelli scorrevoli sono di serie ammortizzati in apertura e chiusura; maniglione a ponte (Optional) con serratura con chiusura a terra o senza. /

Full height sliding doors, in 10 mm thick tempered glass. External rail fixed to the ceiling. Sliding carriages equipped with standard opening and closing shock absorber; optional handle with or without floor lock.

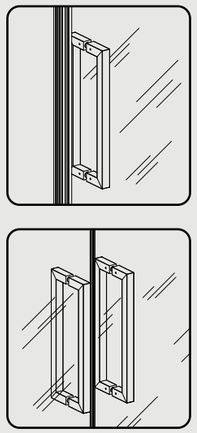

Maniglia standard /
Standard handle

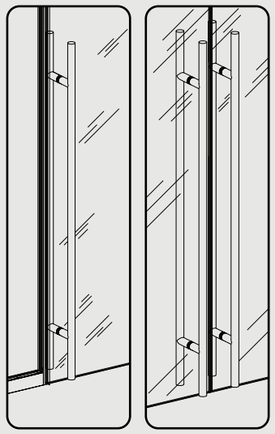

Maniglia optional senza serratura /
Optional handel without lock

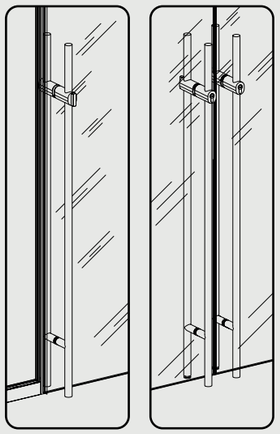

Maniglia optional con serratura /
Optional handle with lock

Design: Giuseppe Sartore

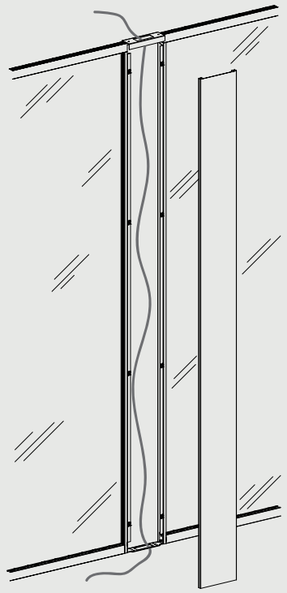

Modulo tecnico per passaggio cavi. /
Wire management technical module

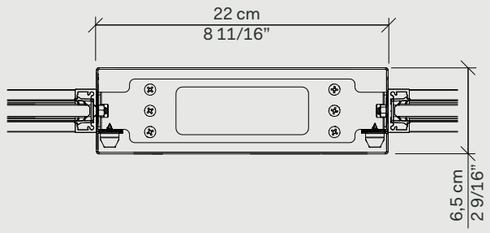

Profili / Profiles

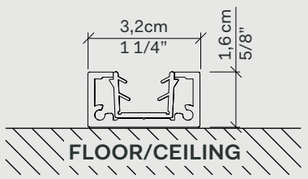

Profilo “SLIM” /
“SLIM” profile

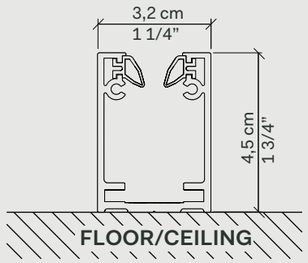

Profilo “BIG” /
“BIG” profile

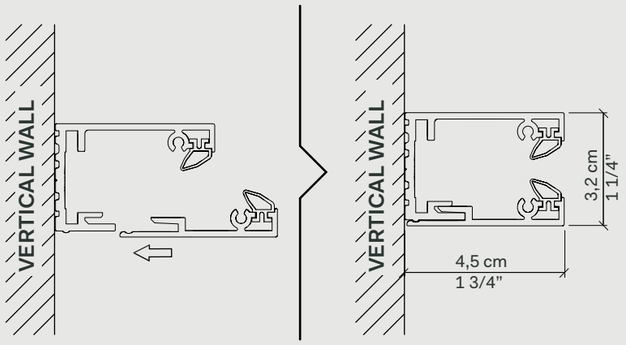

Profilo “APERTO” /
“OPEN” profile

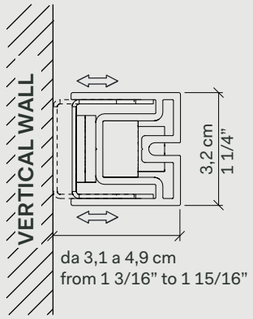

Profilo telescopico /
Telescopic profile

Finiture cromatiche / Colour finishes

Vetro/Glass

Sp. 0.5 + 0.5 cm – 0.6 + 0.6 cm stratificato/0.5 + 0.5 – 0.6 + 0.6 cm thick, stratified

- VTR — Trasparente/ Transparent
- VA1 — Acustico 1A/ Acoustic type 1A

Sp. 1 + 1.2 cm, temperato /1 + 1.2 cm thick, tempered

- VTR — Trasparente/ Transparent
- VEX — Extra-chiaro/ Extra-light
- VA — Acidato 1 lato/ 1 side acetated

Telaio/Frame

Profilo 3.2 × 4.5 cm, in alluminio / 3.2 × 4.5 cm profile, aluminium

- W — Verniciato bianco/ White Painted ...
- H — “Anodizzato”/ “Anodized”
- X — Brill/Brill
- N — Verniciato nero/ Black Painted ...
- Verniciato RAL .../ RAL Painted ... (●)

Pannelli (*)/Panels (*)

Sp. 2.5 cm, in melaminico /2.5 cm thick, in melamine

- WN — Bianco/ White
- GQ — Grigio chiaro/ Light grey
- NM — Noce “Maroncelli”/ “Maroncelli” walnut
- RC — Rovere chiaro/ Light oak
- RM — Rovere Moro/ Dark oak (▣)
- RT — Rovere tabacco/ Tobacco oak (▣)
- TD — Terra d’ombra/ Umber

Sp. 2.5 cm, in impiallacciato/2.5 cm thick, veneered

- ERC — Rovere chiaro/ Light oak
- ERM — Rovere Moro/ Dark oak
- ENC — Noce Canaletto/ Canaletto walnut

Porte (*)/Doors (*)

Sp. 4.4 cm, in melaminico /4.4 cm thick, in melamine

- WN — Bianco/ White
- GQ — Grigio chiaro/ Light grey
- NM — Noce “Maroncelli”/ “Maroncelli” walnut
- RC — Rovere chiaro/ Light oak
- RM — Rovere Moro/ Dark oak (▣)
- RT — Rovere tabacco/ Tobacco oak (▣)
- TD — Terra d’ombra/ Umber

Sp. 4.4 cm, in impiallacciato /4.4 cm thick, veneered

- ERC — Rovere chiaro/ Light oak
- ERM — Rovere Moro/ Dark oak
- ENC — Noce Canaletto/ Canaletto walnut

Sp. 4.4 cm, in laccato /4.4 cm thick, lacquered

- Verniciato RAL .../ RAL Painted ... (●)

Sp. 1 + 1.2 cm, in vetro temperato / 1 + 1.2 cm thick, tempered glass

- VTR — Trasparente/ Transparent
- VEX — Extra-chiaro/ Extra-light
- VA — Acidato 1 lato/ 1 side acetated

Note

(*) A richiesta altre finiture. Per quantitativi minimi contattare l’ufficio commerciale; / On request other finishes. For minimum quantities contact the sales office;
(●) Articoli prodotti solo su richiesta; / Articles produced only on request;
(▣) Fino ad esaurimento. / Until exhaustion.

Pareti monovetro/Mono-glass partitions

P 3,2

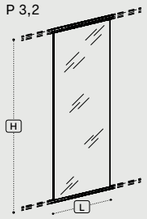

Moduli vetro/Glass partitions

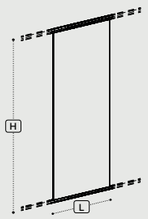

Moduli ciechi / Panelled partitions

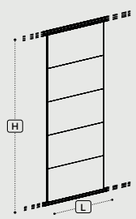

Moduli ciechi a mattonella
/Panelled “bricks shaped” partitions

L 22,5 × P 6,5

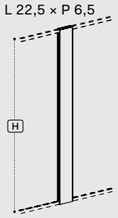

Modulo tecnico per passaggio cavi
/ Wire management technical module

Profili per moduli vetro ad angolo/Glass module corner profile

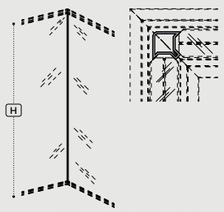

Per modulo angolo 90° a 2 vie
/For 2 way 90° corner module

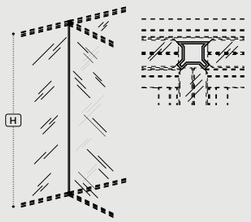

Per modulo angolo 90° a 3 vie
/For 3 way 90° corner module

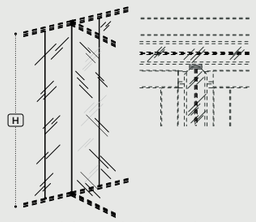

Per modulo angolo 90° a 3 vie
/For 3 way 90° corner module

Profili/Profiles

L 4,5 P 3,2

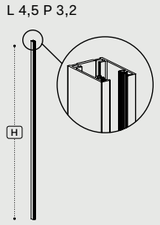

Profilo di partenza fisso
/Fixed start profile

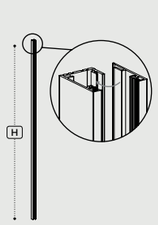

Profilo di chiusura con
elemento mobile/End profile
with movable element

L 1,6 P 3,2

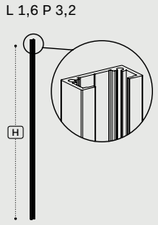

Profilo terminale
/Terminal profile

L 3 P 3,2

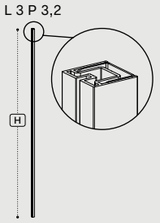

Profilo terminale telescopico
/Telescopic terminal profile

Porte/Doors

L 95 P 5,3

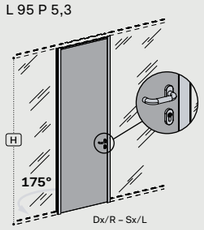

Porta anta battente cieca
/Single hinged panelled door

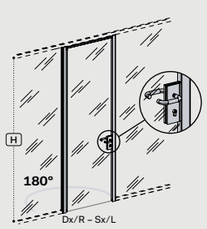

Porta anta battente vetro
/Single hinged glass door

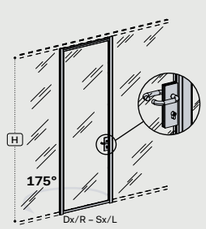

Porta anta battente vetro telaio slim
/Glass hinged glass door, slim frame

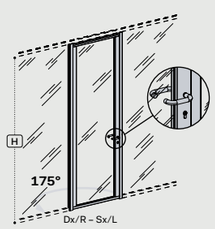

Porta anta battente vetro telaio big
/Single hinged glass door, big frame

L 182 P 5,3

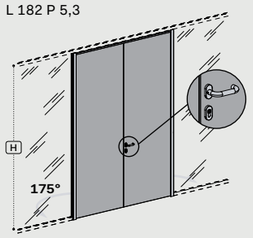

Porta doppia anta battente cieca
/Double hinged panelled door

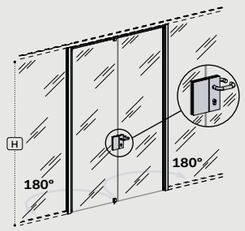

Porta doppia anta battente vetro
/Double hinged glass door

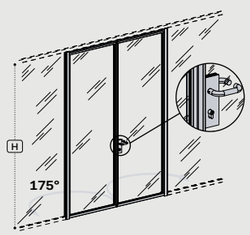

Porta anta battente doppia vetro telaio slim
/Double glass hinged glass door, slim frame

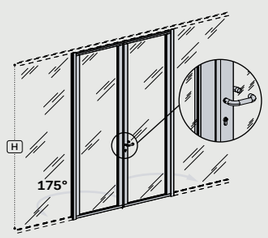

Porta anta battente vetro telaio big
/Single hinged glass door, big frame

Porte scorrevoli/Sliding doors

L 95 P 3,2

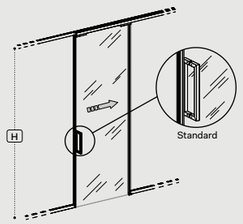

Porta scorrevole con anta in vetro
/Glass sliding door

L 95 P 3,2

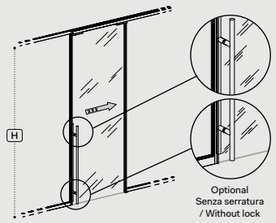

Porta scorrevole con anta in vetro
/Glass sliding door

L 95 P 3,2

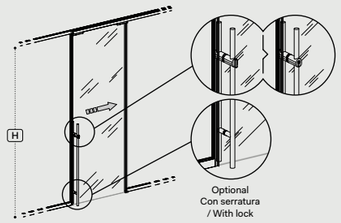

Porta scorrevole con anta in vetro
/Glass sliding door

L 190 P 3,2

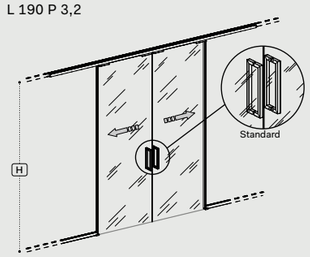

Porta scorrevole doppia anta in vetro
/Double sliding glass door

L 190 P 3,2

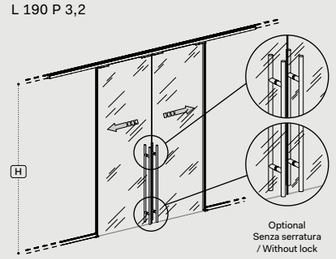

Porta scorrevole doppia anta in vetro
/Double sliding glass door

L 190 P 3,2

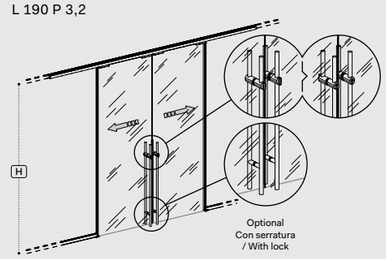

Porta scorrevole doppia anta in vetro
/Double sliding glass door

Note:

1 Le dimensioni sono espresse in cm – consultare il listino prezzi per le caratteristiche tecniche, i codici degli articoli e delle finiture/Dimensions are stated in cm – for technical characteristics, article code numbers and finishing see price list;

2 La quotazione delle paretine monovetro verrà effettuata in base ai m² richiesti (H×L)/The quotation of the mono-glass partitions will be calculated according the required square meters (H×L).

DV603 Double Glass

Design:
Giuseppe Sartore

IT La serie DV603, parete divisoria doppiovetro da 6,4 cm, evidenzia leggerezza e pulizia. Gli elementi caratterizzanti sono: profili perimetrali in alluminio, lastre di vetro stratificato, pannelli in melaminico o legno, porte scorrevoli e battenti, nonché accessori e moduli vari.

EN The DV603 series, a 6,4 cm thick double-glass partition wall, highlights lightness and clean lines. The main features are: outer profiles in aluminium, laminated glass sheets, melamine or veneer panels, sliding and hinged doors as well as accessories and various modules.



1
Giunzione lineare dei vetri mediante un profilo in metacrilato. / Linear connection of the glass with use of a methacrylate profile .

2
Giunzione a tre vie collegando i profili tra loro. Vetri giuntati mediante un profilo in metacrilato trasparente / 3-way connection by joining the profiles together. Glass connected with use of a profile in transparent methacrylate.

3
Particolare dell'angolo a due vie 90°. La giunzione dei vetri è realizzata mediante un profilo in metacrilato trasparente. La giunzione dei binari è con taglio a 45°. / Detail of the two-way 90 °. The connection of the glass is made with a profile in transparent methacrylate. 45 ° connected profiles.

4
Particolare della partenza a muro. / Detail of the starting wall.

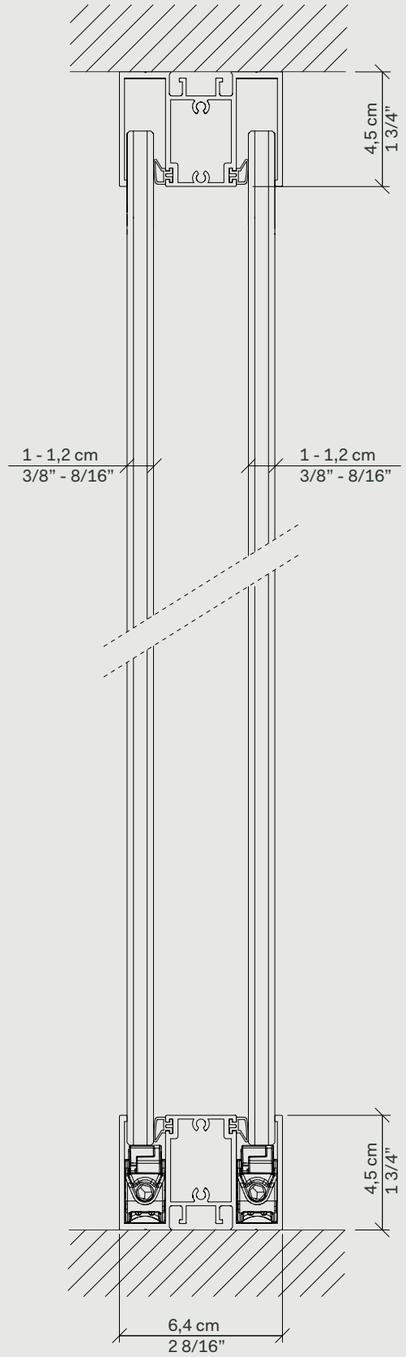

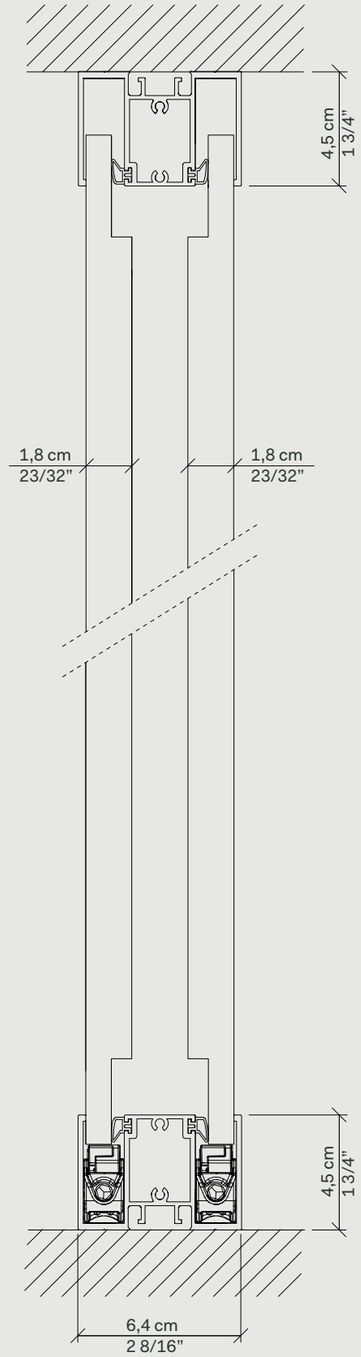

La struttura è composta da binari perimetrali, dim. 64 × 45 mm H ed elementi di chiusura a tutta altezza in:
• Vetro stratificato di sicurezza, sp. 10 e 12 mm, giuntati mediante profili in metacrilato trasparente;
• Pannellature cieche in nobilitato melaminico o legno impiallacciato, sp. 18 mm;
• Porte battenti con doppio vetro intelaiato o cieche, dotate di serrature magnetiche;
• Porte scorrevoli in vetro temperato Sp. 10 mm. su un apposito binario. /

The structure is composed of perimetral rails, 64 × 45 mm, and closing elements full height in:
• Stratified glass, 10 and 12 mm thick, connected between each other with profiles in transparent methacrylate;
• Covering panels in melamine or wood veneer, 18 mm thick;
• Hinged double glass framed door or wooden door, equipped with standard magnetic locks;
• Sliding doors in tempered glass, 10 mm thick, on dedicated rail.

1
Particolare della cerniera della porta battente con doppio vetro intelaiato. / Detail of the hinged double framed glass door hinge.

2
Particolare porta doppio vetro con la serratura contenuta nel telaio. /
Detail of double glass door with lock in the frame.

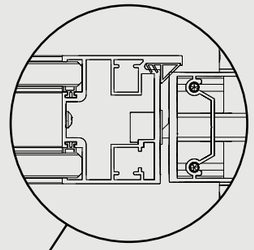

Profilo verticale stipite porta. /
Vertical profile of the door jamb.



Sezione orizzontale della porta battente doppio vetro. /
Horizontal section of hinged double glass door.

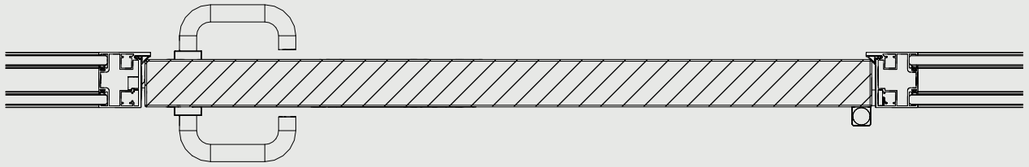

Sezione orizzontale della porta battente cieca. /
Horizontal section of hinged wooden door.

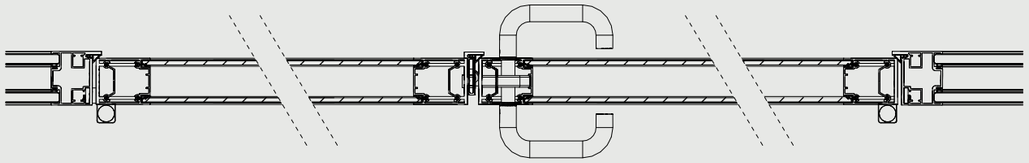

Sezione orizzontale della porta doppia battente doppio vetro. /
Horizontal section of hinged double glass door.

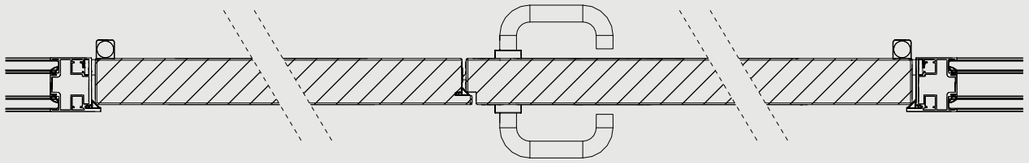

Sezione orizzontale della porta doppia battente cieca. /
Horizontal section of hinged double wooden door.

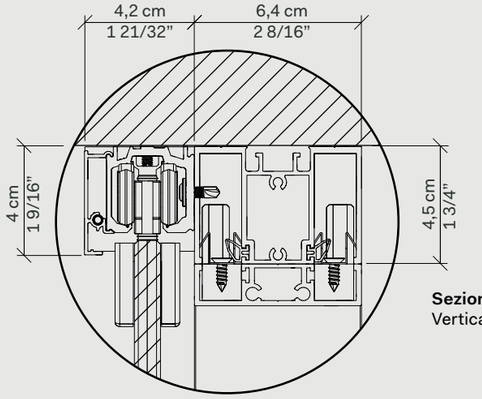

Sezione verticale binario per porta scorrevole. /
Vertical section of sliding door rail.

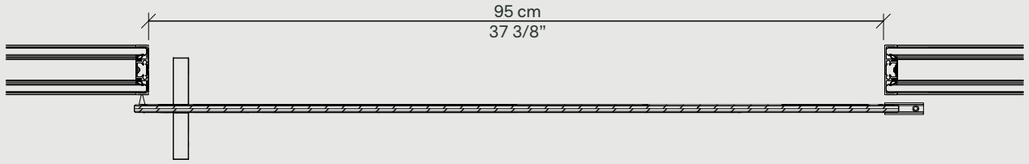

Sezione orizzontale della porta scorrevole. /
Horizontal section of sliding door.

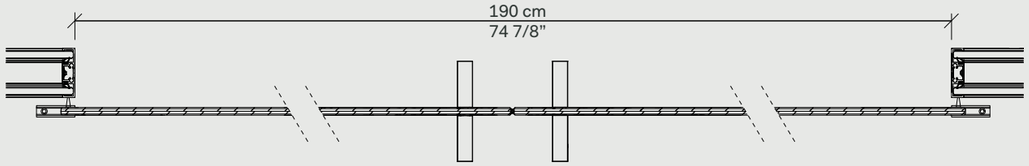

Sezione orizzontale della porta doppia scorrevole. /
Horizontal section of double sliding door.

Porte scorrevoli solo vetrate. Ammortizzatori in apertura e chiusura di serie. Standard un maniglione a ponte. Optional disponibilità del maniglione dotato di serratura con chiusura a terra.
• Porte scorrevoli a tutta altezza, realizzate in vetro temperato, sp 10 mm. Binario esterno fissato a soffitto. I carrelli scorrevoli sono di serie ammortizzati in apertura e chiusura;
• Maniglione opzionale dotato di serratura con blocco a terra. /

Sliding glass door with standard opening and closing shock absorber. Equipped with standard handle.
Possibility of having handle with floor lock.
• Full height sliding doors, in 10 mm thick tempered glass. External rail fixed to the ceiling. Sliding carriages equipped with standard opening and closing shock absorber;
• Optional handle with floor lock.

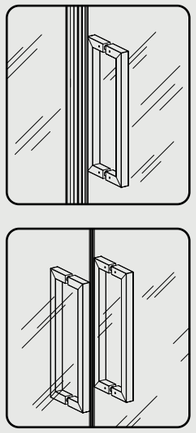

Maniglia standard /
Standard handle

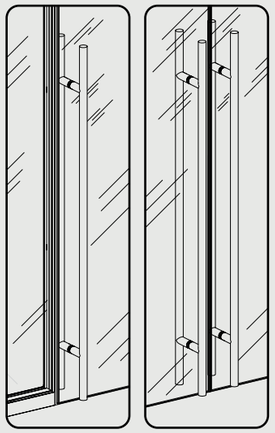

Maniglia optional senza serratura /
Optional handel without lock

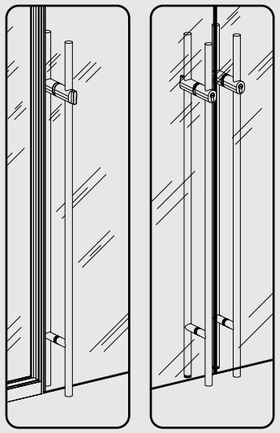

Maniglia optional con serratura /
Optional handle with lock



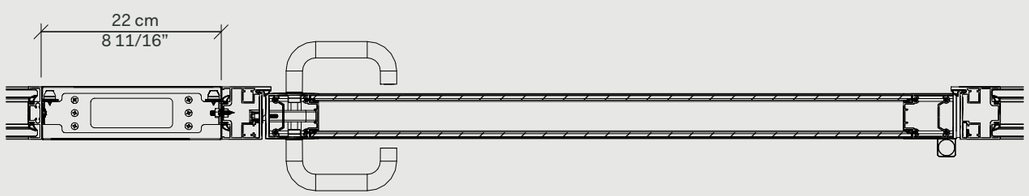

Sezione orizzontale della porta battente con vano tecnico. /
Horizontal section of hinged door with wire management technical module.



Sezione orizzontale della porta scorrevole con vano tecnico. /
Horizontal section of sliding door with wire management technical module.

Vetro/Glass

Sp. 0.5 + 0.5 cm – 0.6 + 0.6 cm stratificato / 0.5 + 0.5 – 0.6 + 0.6 cm thick, stratified

- VTR — Trasparente/ Transparent
- VA1 — Acustico 1A/ Acoustic type 1A

Sp. 1 + 1.2 cm, temperato / 1 + 1.2 cm thick, tempered

- VTR — Trasparente/ Transparent
- VEX — Extra-chiaro/ Extra-light
- VA — Acidato 1 lato/ 1 side acetated

Telaio/Frame

Profilo 6.4 × 4.5 cm, in alluminio / 6.4 × 4.5 cm profile, aluminium

- W — Verniciato bianco/ White Painted ...
- H — “Anodizzato”/ “Anodized”
- X — Brill/Brill
- N — Verniciato nero/ Black Painted ...
- Verniciato RAL .../ RAL Painted ...

Pannelli ⊛/Panels ⊛

Sp. 1.8 cm, in melaminico /1.8 cm thick, in melamine

- WN — Bianco/ White
- GQ — Grigio chiaro/ Light grey
- NM — Noce “Maroncelli”/ “Maroncelli” walnut
- RC — Rovere chiaro/ Light oak
- RM — Rovere Moro/ Dark oak
- RT — Rovere tabacco/ Tobacco oak
- TD — Terra d’ombra/ Umber

Sp. 1.8 cm, in impiallacciato /1.8 cm thick, veneered

- ERC — Rovere chiaro/ Light oak
- ERM — Rovere Moro/ Dark oak
- ENC — Noce Canaletto/ Canaletto walnut

Porte ⊛/Doors ⊛

Sp. 5.5 cm, in melaminico /5.5 cm thick, in melamine

- WN — Bianco/ White
- GQ — Grigio chiaro/ Light grey
- NM — Noce “Maroncelli”/ “Maroncelli” walnut
- RC — Rovere chiaro/ Light oak
- RM — Rovere Moro/ Dark oak
- RT — Rovere tabacco/ Tobacco oak
- TD — Terra d’ombra/ Umber

Sp. 5.5 cm, in impiallacciato/5.5 cm thick, veneered

- ERC — Rovere chiaro/ Light oak
- ERM — Rovere Moro/ Dark oak
- ENC — Noce Canaletto/ Canaletto walnut

Sp. 5.5 cm, in laccato /5.5 cm thick, lacquered

- Verniciato RAL .../ RAL Painted ...

Sp. 0.6 + 1 cm, in vetro temperato /0.6 + 1 cm thick, tempered glass

- VTR — Trasparente/ Transparent
- VEX — Extra-chiaro/ Extra-light
- VA — Acidato 1 lato/ 1 side acetated

Note

⊛ A richiesta altre finiture. Per quantitativi minimi contattare l’ufficio commerciale; / On request other finishes. For minimum quantities contact the sales office;
● Articoli prodotti solo su richiesta; / Articles produced only on request;
⊠ Fino ad esaurimento. / Until exhaustion.

Pareti doppiovetro/Double-glass partitions

P 6,4

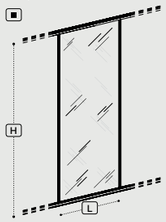

Moduli vetro/Glass partitions

P 6,4

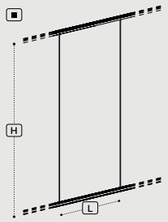

Moduli ciechi / Panelled partitions

L 22,5 × P 6,6

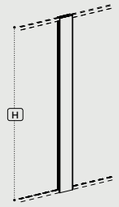

Modulo tecnico per passaggio cavi
/ Wire management technical module

Profili per moduli vetro ad angolo/Glass module corner profiles

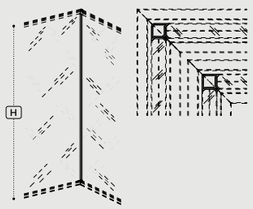

Per modulo angolo 90° a 2 vie
/For 2 way 90° corner module

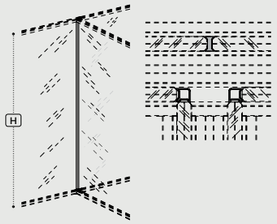

Per modulo angolo 90° a 3 vie
/For 3 way 90° corner module

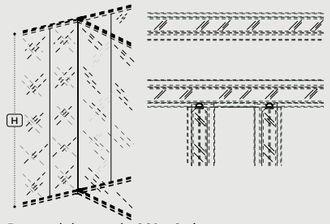

Per modulo angolo 90° a 3 vie
/For 3 way 90° corner module

Profili/Profiles

L 4,5 P 6,4

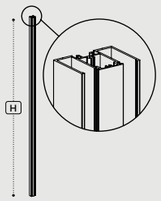

Profilo di partenza fisso
/Fixed start profile

L 1,6 P 6,4

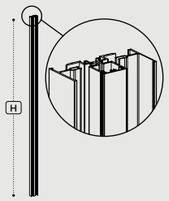

Profilo di chiusura con
elemento mobile/End profile
with movable element

L 3 P 6,4

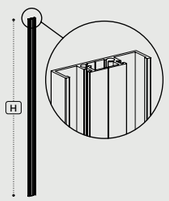

Profilo terminale
/Terminal profile

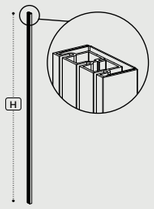

Profilo terminale telescopico
/Telescopic terminal profile

Porte/Doors

L 95 P 6,4

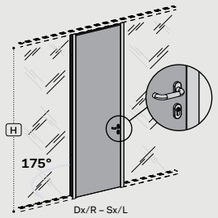

Porta anta battente cieca
/Single hinged panelled door

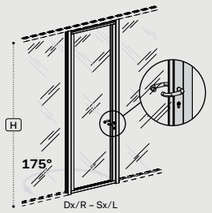

Porta anta battente vetro
/Single hinged glass door

L 171 P 6,4

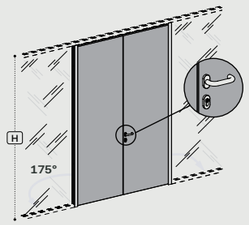

Porta doppia anta battente cieca
/Double hinged panelled door

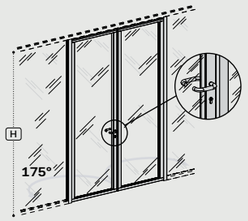

Porta doppia anta battente vetro
/Double hinged glass door

Porte scorrevoli/Sliding doors

L 95 P 6,4

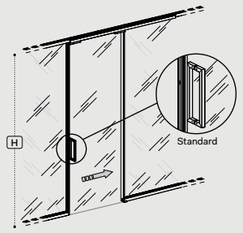

Porta scorrevole con anta in vetro
/Glass sliding door

L 95 P 6,4

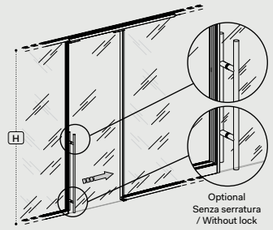

Porta scorrevole con anta in vetro
/Glass sliding door

L 95 P 6,4

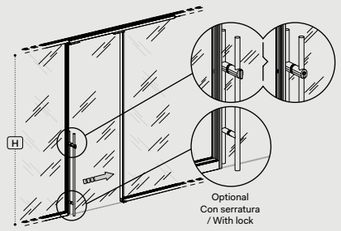

Porta scorrevole con anta in vetro
/Glass sliding door

L 190 P 6,4

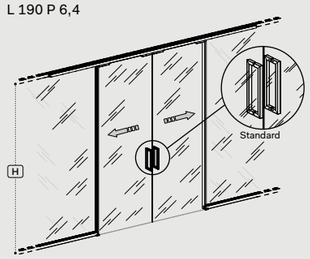

Porta scorrevole doppia anta in vetro
/Double sliding glass door

L 190 P 6,4

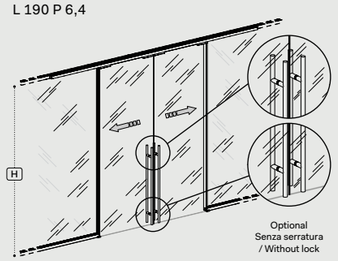

Porta scorrevole doppia anta in vetro
/Double sliding glass door

L 190 P 6,4

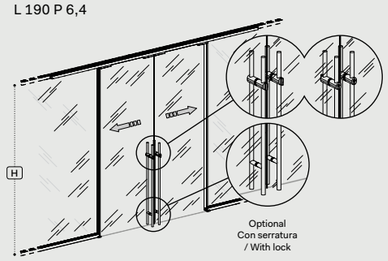

Porta scorrevole doppia anta in vetro
/Double sliding glass door

Note:

1 Le dimensioni sono espresse in cm – consultare il listino prezzi per le caratteristiche tecniche, i codici degli articoli e delle finiture/Dimensions are stated in cm – for technical characteristics, article code numbers and finishing see price list;

2 La quotazione delle paretine monovetro verrà effettuata in base ai m² richiesti (H×L)/The quotation of the mono-glass partitions will be calculated according the required square meters (H×L).

DV604 Partitions Wall
DV605 Storage Wall

IT La serie DV604, parete divisoria da 10 cm con struttura in acciaio, è predisposta per essere rivestita con coppie di pannelli contrapposti in melaminico, legno o vetro. In evidenza la flessibilità compositiva e la solidità delle diverse tipologie di moduli previsti, che comprendono anche le porte battenti e moduli vari. Possibile integrazione con la parete attrezzata DV605.

EN The DV604 series, a 10 cm thick partition wall with a steel frame, is designed to be plated with pairs of opposed panels in melamine, veneer or glass. High level of flexibility in creating compositions and solidity of the different types of modules, that include hinged doors and various other modules. Possibility of integration with DV605 storage wall system.

IT La serie DV605, parete attrezzata da 46,5 cm, mette in evidenza funzionalità e completezza per ogni esigenza ufficio. Sono previste diverse tipologie di moduli contenitori, la cui struttura è realizzata in melaminico, con la predisposizione per agganciare ante e schiene di finitura, secondo le diverse richieste. I vani interni sono predisposti per essere attrezzati con ripiani e accessori vari. Possibile integrazione con le pareti divisorie DV602 e DV604.

EN The DV605 series, a 46,5 cm thick storage wall system, emphasizes functionality and completeness for any office need. Different types of storage modules are provided. Their body is made of melamine and includes a predisposition for applying doors and decorative back-panels, according to the different needs. The internal compartments are designed to be equipped with shelves and other accessories. Possibility of integration with the DV602 and DV604 partition walls.

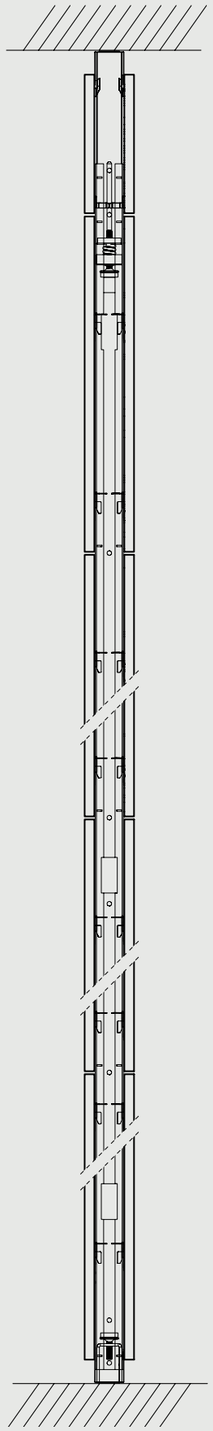

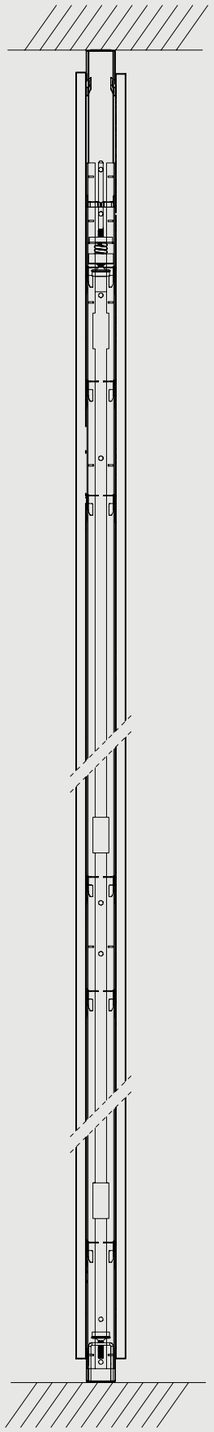

• Sezione verticale dotata di pannelli a mattonella.
• Vertical section equipped with “orizzontal bands” panel.

• Sezione verticale dotata di pannelli a tutta altezza. /
• Vertical section equipped with full height panels.

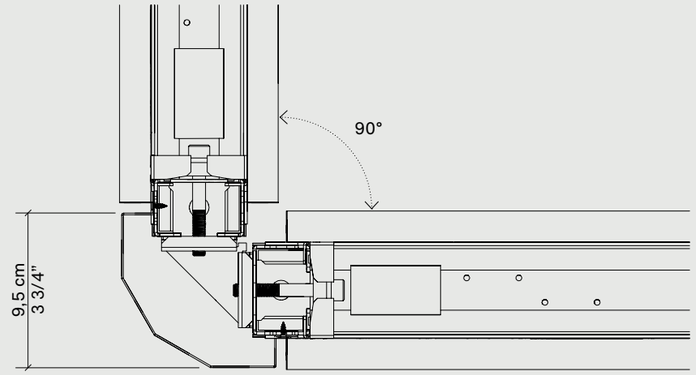

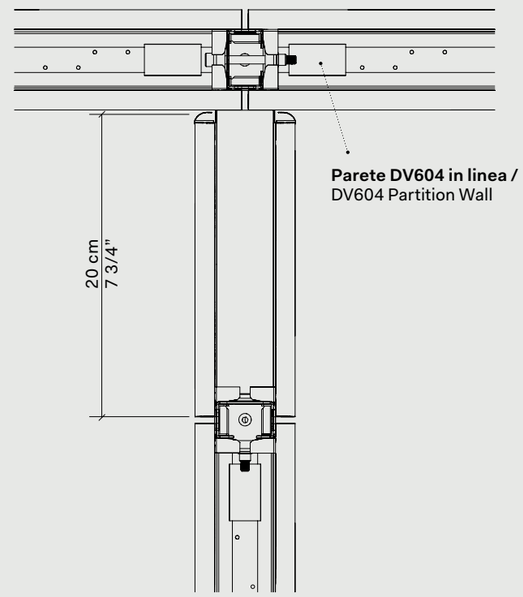

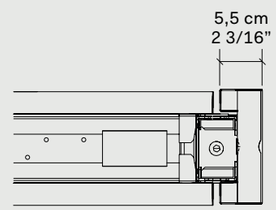

Particolari del nodo a due vie 90°, tre vie e del profilo terminale realizzato in lamiera d’acciaio sagomata e verniciata a polveri epossidiche. /

Detail of the two-way 90° angle, three-way and terminal profile, made of powder-coated shaped sheet steel.

1

Porta vetrata dotata di cerniere a bandiera in alluminio. / Glass door equipped with aluminium hinges.

2

Serratura di design attuale con finitura alluminio naturale spazzolato, dotate di maniglia leva e cilindro con chiave Yale. / Lock with modern design in brushed natural aluminum finish, equipped with lever handle and Yale key cilindar.

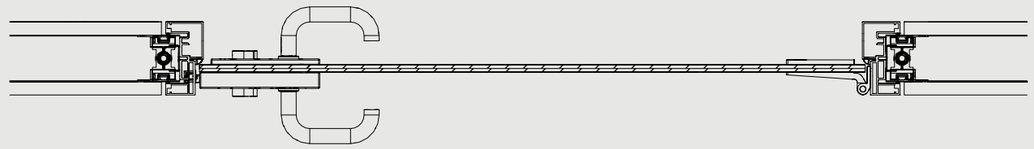

Sezione orizzontale della porta battente in vetro. /
Horizontal section of hinged glass door.

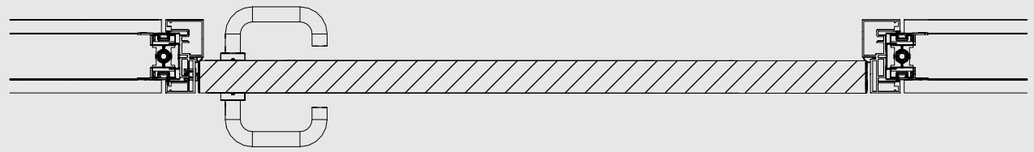

Sezione orizzontale della porta battente cieca. /
Horizontal section of hinged wooden door.

Q V T XBR

A scelta diverse tipologie di maniglie per le ante. Massima uniformità con gli armadi serie DV503./

Choice of different types of door handles. Maximum uniformity with the DV503 series storage units.

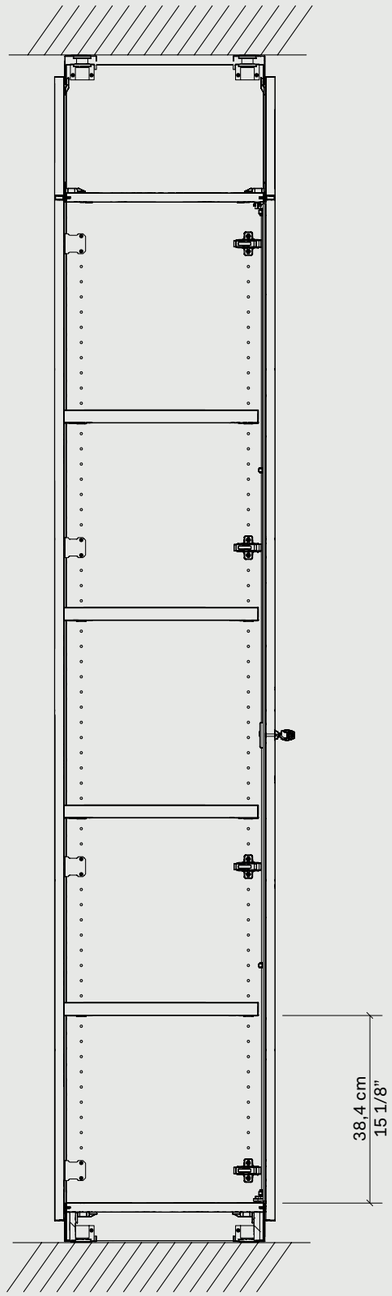

Sezione verticale della parete attrezzata, Prof. 46.6 cm. /
Vertical section of storage wall partition, 46.6 cm D.

Finiture cromatiche / Colour finishes

Vetro/Glass

Sp. 0.5 + 0.5 cm, temperato / 0.5 + 0.5 cm, tempered

VTR

Trasparente/
Transparent

Telaio vetrato/ Glass frame

Sp. 1.8 cm, in alluminio / 1.8 cm thick, aluminium

H

"Anodizzato"/
"Anodized"

Zoccolo in metallo / Metal Base

H

Alluminio/
Aluminium
RAL 9006

Completamenti in metallo / Metal Completions

H

Alluminio/
Aluminium
RAL 9006

Pannelli ⊛/Panels ⊛

Sp. 1.8 cm, in melaminico / 1.8 cm thick, in melamine

WN	GQ	NM	RC	RM	RT	TD
Bianco/ White	Grigio chiaro/ Light grey	Noce "Maroncelli"/ "Maroncelli" walnut	Rovere chiaro/ Light oak	Rovere Moro/ Dark oak	Rovere tabacco/ Tobacco oak	Terra d'ombra/ Umber

Sp. 1.8 cm, in impiallacciato / 1.8 cm thick, veneered

ERC	ERM	ENC
Rovere chiaro/ Light oak	Rovere Moro/ Dark oak	Noce Canaletto/ Canaletto walnut

Porte ⊛/Doors ⊛

Sp. 4.4 cm, in melaminico /4.4 cm thick, in melamine

WN	GQ	NM	RC	RM	RT	TD
Bianco/ White	Grigio chiaro/ Light grey	Noce "Maroncelli"/ "Maroncelli" walnut	Rovere chiaro/ Light oak	Rovere Moro/ Dark oak	Rovere tabacco/ Tobacco oak	Terra d'ombra/ Umber

Sp. 4.4 cm, in impiallacciato /4.4 cm thick, veneered

ERC	ERM	ENC
Rovere chiaro/ Light oak	Rovere Moro/ Dark oak	Noce Canaletto/ Canaletto walnut

Sp. 1 cm, in vetro temperato / 1 cm thick, tempered glass

VTR	VA
Trasparente/ Transparent	Acidato 1 lato/ 1 side acetated

Note

⊛ A richiesta altre finiture. Per quantitativi minimi contattare l'ufficio commerciale; / On request other finishes. For minimum quantities contact the sales office;
⊠ Fino ad esaurimento. / Until exhaustion.

Dati tecnici / Technical data

Schema dimensionale parete divisoria / Scheme of partition dimensions

P 10

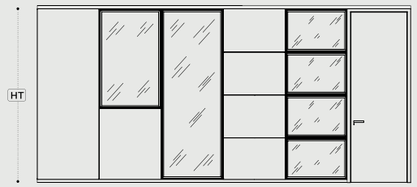

Tipologia: / Type: "L" - Low HF=220 cm
"M" - Medium HF= 252 cm
"H" - High HF= 268 cm

Moduli tutta altezza / Module full height

HT = Altezza totale / Total height HF = Altezza filo parete / Upper line

Schema dimensionale parete divisoria / Scheme of partition dimensions

P 10

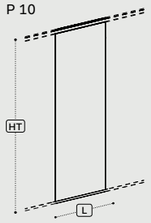

Moduli divisori ciechi
/Panelled partitions
L = 50 – 60 – 80 – 100 – 120

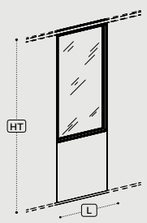

Moduli divisori ciechi-vetro
/Panelled-glass partitions
L = 50 – 60 – 80 – 100 – 120

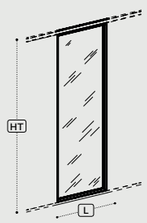

Moduli divisori vetro
/Glass partitions
L = 50 – 60 – 80 – 100 – 120

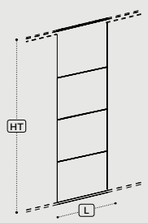

Moduli divisori ciechi a mattonella/
Panelled "bricks shaped" partitions
L = 50 – 60 – 80 – 100 – 120
– 140 160 – 180 – 200 – 220

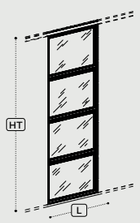

Moduli divisori vetro a mattonella/
Glass "bricks shaped" partitions
L = 50 – 60 – 80 – 100 – 120
– 140 160 – 180 – 200 – 22

L 20 × P 10

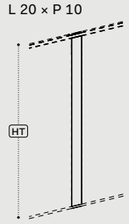

Modulo tecnico per
passaggio cavi / Wire
management technical
module

Porte/Doors

L 100 × P 10

Modulo passaggio porta
singola/Single door top module

L 100 × P 18,5

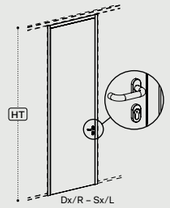

Porta anta battente cieca
/Single hinged panelled door

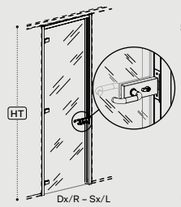

Porta anta battente vetro
/Single hinged glass door

L 200 × P 10

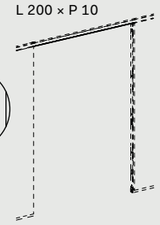

Modulo passaggio porta doppia
/Double door top module

L 200 × P 18,5

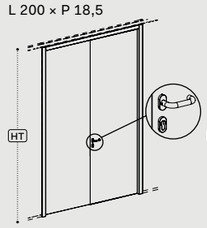

Porta doppia anta battente cieca
/ Double hinged panelled door

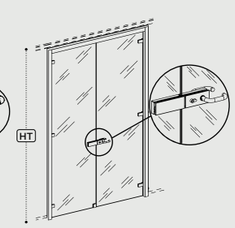

Porta doppia anta battente vetro
/Double hinged glass door

Fasce di tamponamento/Fillers

L ‹ 30 P 10

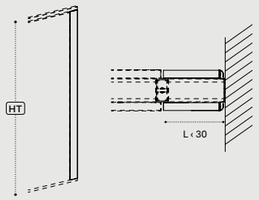

Angoli e testate/Corner and terminal profiles

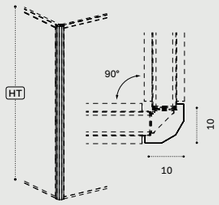

Carter metallico per angoli a 90°
/Metal casing for 90° corners

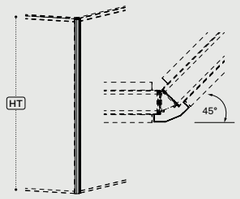

Carter metallico per angoli a 45°
/Metal casing for 45° corners

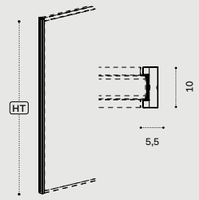

Carter metallico terminale
/Terminal metal casing

Accessori/Accessories

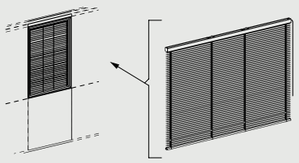

Tendine veneziane/Blinds

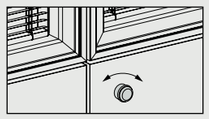

Pomolo per regolazione orizzontale veneziana
/Knob for blind horizontal adjustment

Note:

1 Le dimensioni sono espresse in cm – consultare il listino prezzi per le caratteristiche tecniche, i codici degli articoli e delle finiture/Dimensions are stated in cm – for technical characteristics, article code numbers and finishing see price list;

2 Le paretine divisorie DV604 possono essere abbinate alle pareti attrezzate DV605/The DV604 partition wall systems can be combined with the DV605 ones.

Finiture cromatiche / Colour finishes

Scocca/Body

Sp. 1.8 cm, in melaminico / 1.8 cm thick, in melamine

- WN — Bianco/White
- HH — Alluminio/Aluminium

Ripiani / Shelves

Sp. 2.5 cm, in melaminico / 2.5 cm thick, in melamine

- WN — Bianco/White
- HH — Alluminio/Aluminium

Sp. 2.8 cm, in metallo / 2.8 cm thick, in metal

- W — Bianco/White RAL 9016
- H — Alluminio/Aluminium RAL 9006

Ante battenti ⊛/ Hinged doors ⊛

Sp. 1.8 cm, in melaminico / 1.8 cm thick, in melamine

- WN — Bianco/White
- GQ — Grigio chiaro/Light grey
- NM — Noce "Maroncelli"/"Maroncelli" walnut
- RC — Rovere chiaro/Light oak
- RM — Rovere Moro/Dark oak ⊠
- RT — Rovere tabacco/Tobacco oak ⊠
- TD — Terra d'ombra/Umber

Sp. 1.8 cm, in impiallacciato /1.8 cm thick, veneered

- ERC — Rovere chiaro/Light oak
- ERM — Rovere Moro/Dark oak
- ENC — Noce Canaletto/Canaletto walnut

Sp. 0.4 cm, in vetro temperato con telaio in alluminio anodizzato sp. 2 cm / 0.4 cm thick, tempered glass with anodized aluminium frame 2 cm thick

- VA — Acidato 1 lato/1 side acetated

Zoccolo in metallo / Metal Base

- H — Alluminio/Aluminium RAL 9006

Maniglie/Handles

Q - V - T

- W — Bianco/White
- H — Alluminio/Aluminium
- A — Antracite/Anthracite

XBR

- X — Brill/Brill

- Q — Interasse/Centers 96 mm
- V — Interasse/Centers 256 mm
- T — Interasse/Centers 256 mm
- XBR — Interasse/Centers 96 mm

Porte ⊛/Doors ⊛

Sp. 4.4 cm, in melaminico /4.4 cm thick, in melamine

- WN — Bianco/White
- GQ — Grigio chiaro/Light grey
- NM — Noce "Maroncelli"/"Maroncelli" walnut
- RC — Rovere chiaro/Light oak
- RM — Rovere Moro/Dark oak ⊠
- RT — Rovere tabacco/Tobacco oak ⊠
- TD — Terra d'ombra/Umber

Sp. 4.4 cm, in impiallacciato / 4.4 cm thick, veneered

- ERC — Rovere chiaro/Light oak
- ERM — Rovere Moro/Dark oak
- ENC — Noce Canaletto/Canaletto walnut

Sp. 1 cm, in vetro temperato / 1 cm thick, tempered glass

- VTR — Trasparente/Transparent
- VA — Acidato 1 lato/1 side acetated

Note

⊛ A richiesta altre finiture. Per quantitativi minimi contattare l'ufficio commerciale; / On request other finishes. For minimum quantities contact the sales office;
⊠ Fino ad esaurimento. / Until exhaustion.

Dati tecnici / Technical data

Moduli contenitori monofacciali/Single sided storage modules

L 50 P 46,5

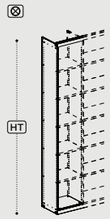

Modulo singolo a giorno /Single open storage module

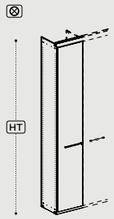

Modulo singolo con anta /Single storage module with door

L 100 P 46,5

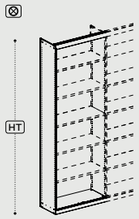

Modulo doppio a giorno /Double open storage module

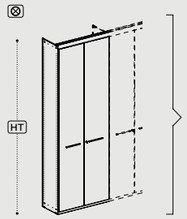

Modulo doppio con ante /Double storage module with doors

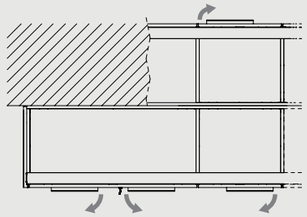

Note: I contenitori monofacciali possono essere posizionati l'uno contro l'altro a centro stanza o appoggiati ai muri/The single sided storage modules can be positioned one against the other or positioned against walls

Moduli contenitori monofacciali /Single sided storage modules

L 20 P 46,6

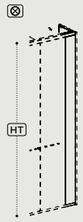

Modulo tecnico per passaggio cavi /Wire management technical module

Componenti per contenitori monofacciali/Components for single sided storage modules

P 1,9

Fianco intermedio /Middle side

P 3

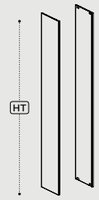

Coppia di fianchi terminali di finitura /Pair of terminal finishing sides

L < 30 P 1,9

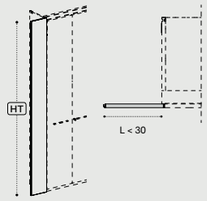

Fascia di tamponamento /Filler

P 41 × H 2,5 / 2,8

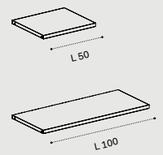

Ripiani /Shelves

Configurare la composizione e aggiungere di conseguenza all'ordine: una coppia di fianchi terminali o le fasce di tamponamento, un fianco intermedio e i ripiani metallici/Configure your composition and consequently add: a pair of side terminal panels or side fillers, a middle side panel and metal shelves

Moduli contenitori bifacciali/Double sided storage modules

L 50 P 46,6

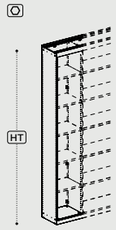

Modulo singolo a giorno /Single open storage module

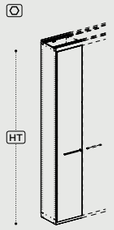

Modulo singolo con anta /Single storage module with door

L 100 P 46,5

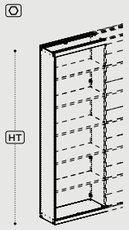

Modulo doppio a giorno /Double open storage module

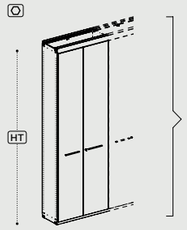

Modulo doppio con ante /Double storage module with doors

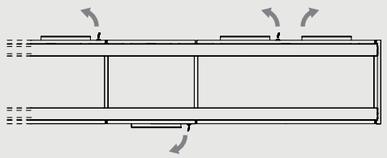

Note: I contenitori bifacciali possono essere posizionati liberamente nella stanza con la possibilità di montare le ante su entrambe le facciate/The double sided storage units can be positioned freely in the room with the possibility to assemble the doors on both sides

Moduli contenitori bifacciali /Double sided storage modules

L 20 P 46,6

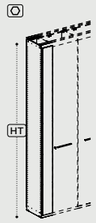

Modulo tecnico per passaggio cavi /Wire management technical module

Componenti per contenitori bifacciali/Components for double sided storage modules

P 1,9

Fianco intermedio /Middle side

P 3

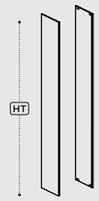

Coppia di fianchi terminali di finitura/Pair of terminal finishing sides

L < 30 P 1,9

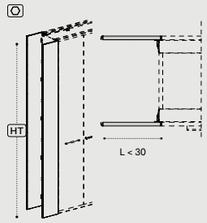

Fascia di tamponamento /Filler

P 41 × H 2,5 / 2,8

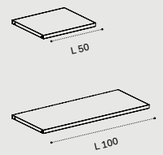

Ripiani /Shelves

Note:

1 Le dimensioni sono espresse in cm – consultare il listino prezzi per le caratteristiche tecniche, i codici degli articoli e delle finiture/Dimensions are stated in cm – for technical characteristics, article code numbers and finishing see price list;

2 Le paretine divisorie DV605 possono essere abbinate alle pareti attrezzate DV604/The DV605 partition wall systems can be combined with the DV604 ones.

DV605 Storages Wall

Dati tecnici / Technical data

Porte per contenitori bifacciali/Doors for double sided storage modules

L 100 P 46,5

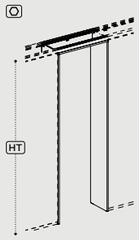

Modulo passaggio porta/Door top module

L 100 P 18,5

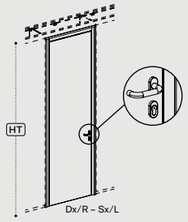

Porta cieca/Panelled door

L 100 P 18,5

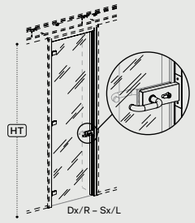

Porta vetro/Glass door

Configurare la composizione e aggiungere di conseguenza all'ordine: una coppia di fianchi terminali o le fasce di tamponamento, un fianco intermedio e i ripiani metallici/Configure your composition and consequently add: a pair of side terminal panels or side fillers, a middle side panel and metal shelves

Moduli contenitori monofacciali sottofinestra/Low single sided storage units

L 50 P 48,5 × H 108

Modulo singolo a giorno /Single open storage module

L 50 P 48,5 × H 108

Modulo singolo con anta /Single storage module with door

L 100 P 48,5 × H 108

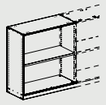

Modulo doppio a giorno /Double open storage module

L 100 P 48,5 × H 108

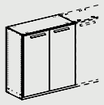

Modulo doppio con ante /Double storage module with doors

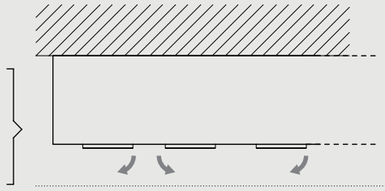

Note: I contenitori sottofinestra vanno sempre appoggiati alle pareti /Storage units below windows always need to be positioned against the wall

Componenti per contenitori monofacciali sottofinestra/Components for low single sided storage units

P 1,9 H 108

Fianco intermedio /Middle side

P 1,9 H 108

Coppia di fianchi terminali di finitura/Pair of terminal finishing sides

L < 30 P 1,9 × H 108

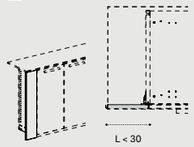

Fascia di tamponamento /Filler

P 49,2 - H 1,9

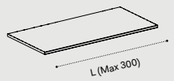

Top

Configurare la composizione e aggiungere di conseguenza all'ordine: una coppia di fianchi terminali o le fasce di tamponamento, un fianco intermedio, i ripiani metallici e il top/Configure your composition and consequently add: a pair of side terminal panels or side fillers, a middle side panel, metal shelves and top.

Accessori/Accessories

L 50

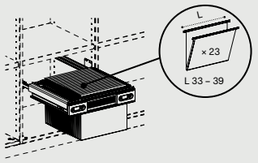

Portacartelle estraibile L 50 /Filling pull-out frames L 50

L 100

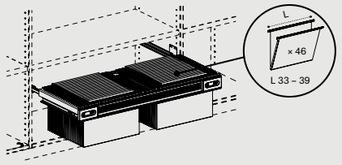

Portacartelle estraibile L 100 /Filling pull-out frames L 100

L 100÷150 P 49,2 × H 110

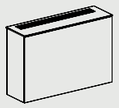

Mobile copri fan coil /Furniture unit to hide fan coil units

Note:

1 Le dimensioni sono espresse in cm – consultare il listino prezzi per le caratteristiche tecniche, i codici degli articoli e delle finiture/Dimensions are stated in cm – for technical characteristics, article code numbers and finishing see price list;

2 Le paretine divisorie DV605 possono essere abbinate alle pareti attrezzate DV604/The DV605 partition wall systems can be combined with the DV604 ones.

Fonoisolamento/Sound insulation CE

DV602

Performance

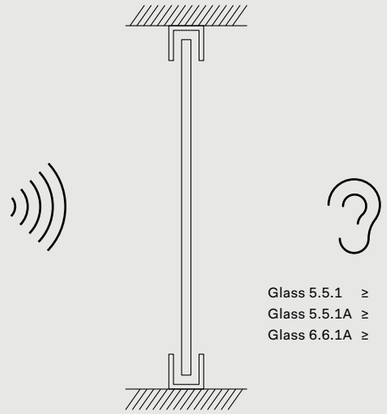

Glass 5.5.1 ≥ 34 dB
Glass 5.5.1A ≥ 36 dB
Glass 6.6.1A ≥ 38 dB

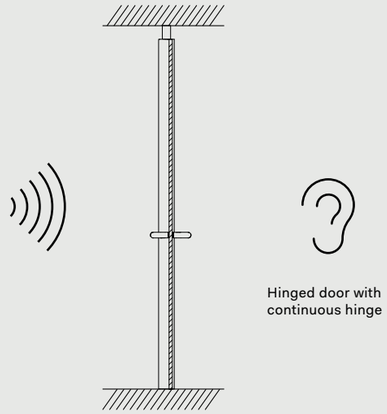

Hinged door with continuous hinge ≥ 26 dB

DV603

Performance

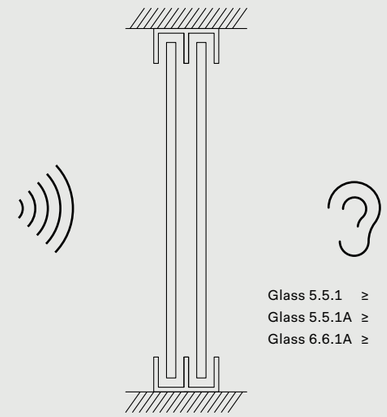

Glass 5.5.1 ≥ 42 dB
Glass 5.5.1A ≥ 45 dB
Glass 6.6.1A ≥ 46 dB

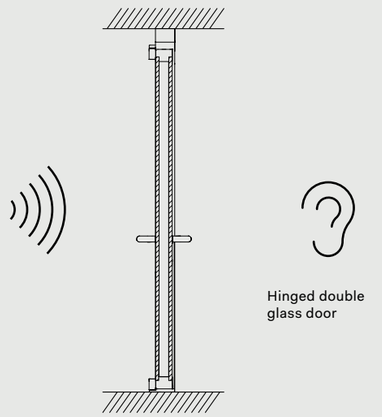

Hinged double glass door ≥ 40 dB

DV604

Performance

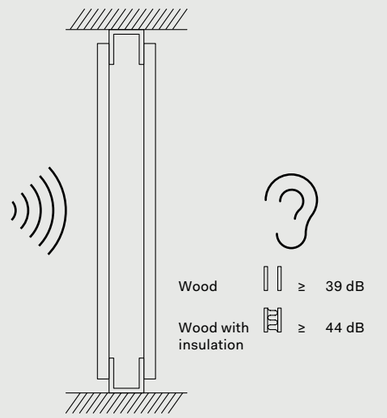

Wood ≥ 39 dB
Wood with insulation ≥ 44 dB

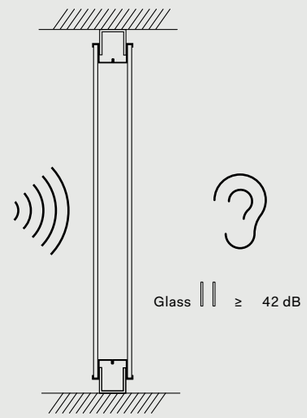

Glass ≥ 42 dB

DV605

Performance

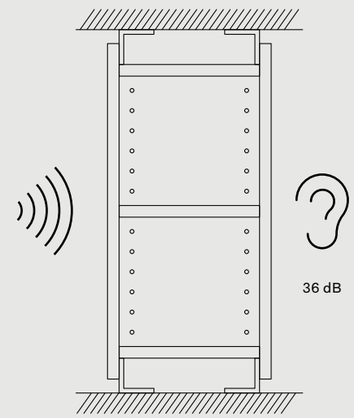

36 dB

dvo_

DVO S.R.L. con unico socio
Via XX Settembre, 272
Casella Postale n. 65
U.P. Roveredo in Piano
33080 Roveredo in Piano (PN)
Italy

Tel. +39 0434 386 111
Fax +39 0434 386 112
www.dvo.it
info@dvo.it

Art Director
Enzo Berti

Rendering
Nudesignstudio

Stylist
Mara Zambon

Issue 01
May 2021

Foto e testi copyright DVO non riproducibili. La venditrice si riserva la facoltà di apportare al prodotto eventuali modifiche tecniche, dimensionali ed estetiche in qualsiasi momento senza preavviso.

Pictures and text are DVO copyright, duplicate forbidden. The selling Company reserves the right to introduce changes to products regarding sizes and aesthetical or technical aspects at any timewithout notice.

DVO S.R.L. - AZIENDA CERTIFICATA / CERTIFIED COMPANY

ISO 9001 - ISO 14001 - OHSAS 18001

EMAS GESTIONE AMBIENTALE VERIFICATA IT-000575

FSC www.fsc.org FSC® C109826

Il marchio della gestione forestale responsabile

Richiedi i prodotti certificati FSC® / Request for FSC® certified products

dvo_

DVO S.R.L. con unico socio
Via XX Settembre, 272
Casella Postale n. 65
U.P. Roveredo in Piano
33080 Roveredo in Piano (PN)
Italy

Tel. +39 0434 386 111
Fax +39 0434 386 112
www.dvo.it
info@dvo.it